

SRS Warning Light Circuit Malfunction (Does not light up, when ignition switch is turned to ACC or ON.)

CIRCUIT DESCRIPTION

The SRS warning light is located on the combination meter.

When the SRS is normal, the SRS warning light lights up for approx. 6 seconds after the ignition switch is turned from LOCK position to ACC or ON position, and then turns OFF automatically.

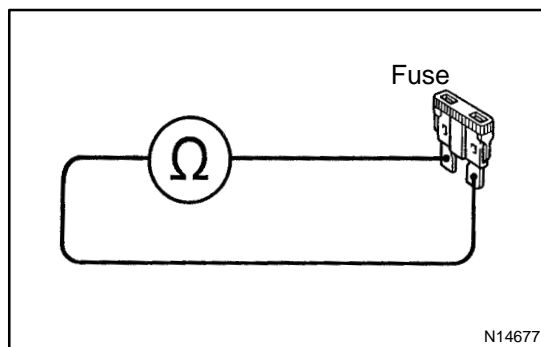
If there is a malfunction in the SRS, the SRS warning light lights up to inform the driver of the abnormality. When terminals Tc and E1 of the DLC1 are connected, the DTC is displayed by blinking the SRS warning light.

WIRING DIAGRAM

See page [DI-459](#).

INSPECTION PROCEDURE

1 Check ECU-B Fuse.



PREPARATION:

Remove ECU-B fuse.

CHECK:

Check continuity of ECU-B fuse.

OK:

Continuity

HINT:

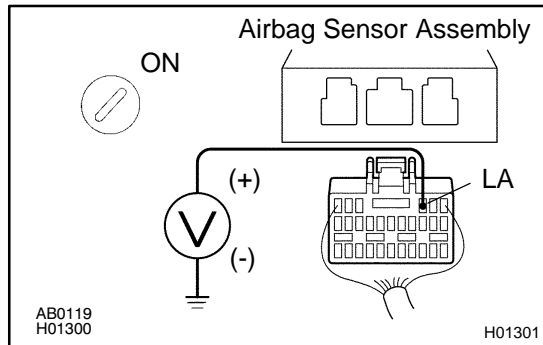
- Fuse may be burnt out even if it appears to be OK during visual inspection.
- If fuse is OK, install it.

NG

Go to step 5.

OK

2 Prepare for inspection. (See step 1 on page [DI-456](#))

3 Check SRS warning light circuit.**PREPARATION:**

- (a) Connect negative (-) terminal cable to the battery.
- (b) Turn ignition switch to ACC or ON.

CHECK:

Measure the voltage between LA terminal of the harness side connector and body ground.

OK:

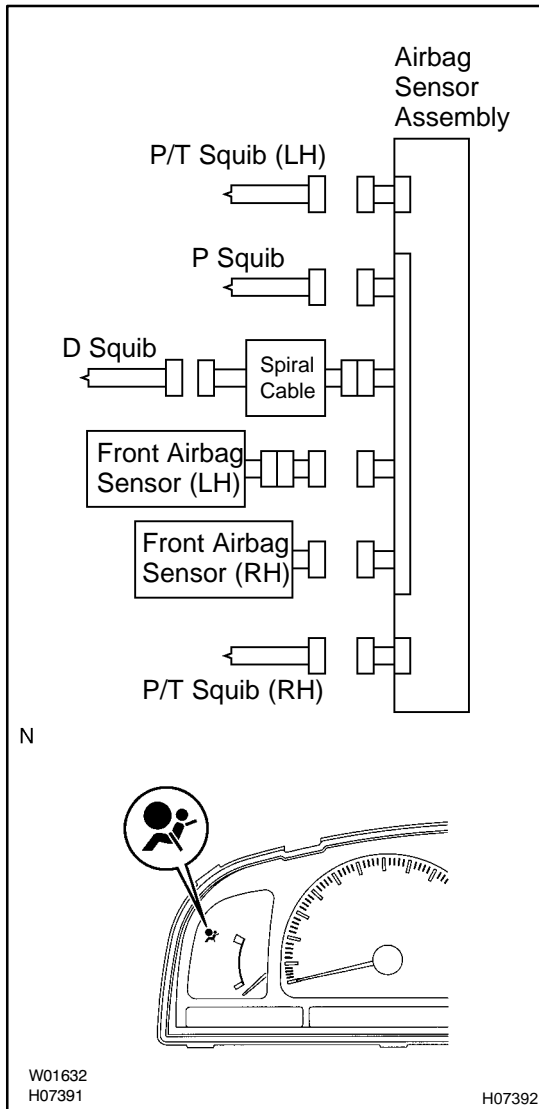
Voltage: 10 - 14 V

NG

Check SRS warning light bulb or repair SRS warning light circuit.

OK

4 Does SRS warning light come on?



PREPARATION:

- Disconnect negative (-) terminal cable from the battery.
- Connect the airbag sensor assembly connector.
- Connect negative (-) terminal cable to the battery, and wait at least for 2 seconds.
- Turn ignition switch to ACC or ON.

CHECK:

Check operation of SRS warning light.

NO

**Check terminal LA of airbag sensor assembly.
If normal, replace airbag sensor assembly.**

YES

**From the results of the above inspection, the malfunctioning part can now be considered normal.
To make sure of this, use simulation method to check.**

5	Is new ECU-B fuse burnt out again?
---	------------------------------------

NO

Using simulation method, reproduce malfunction symptoms. (See page [IN-18](#))

YES

Check harness between ECU- B fuse and SRS warning light.